

# IRRIGATION SYSTEMS

## CEPEX FILTRATION



### LF FILTERS

	CODE
CEPEX MANUAL FILTER LF 3/4" B SCREEN 130 MICRON - Q 5M3/H	34910
CEPEX MANUAL FILTER LF 1" B SCREEN 130 MICRON - Q 6M3/H	34911
CEPEX MANUAL FILTER LF 1 1/4" B SCREEN 130M - Q 10M3/H	04132
CEPEX MANUAL FILTER LF 1 1/2" B SCREEN 130M - Q 14M3/H	04133
CEPEX MANUAL FILTER LF 2" B SCREEN 130 MICRON - Q 25M3/H	34912
CEPEX MANUAL FILTER LF 3" B SCREEN 130 MICRON - Q 48M3/H	34913

Standard filtration: 130 micras, on order: 100 and 200 micras.



### LF FILTERS

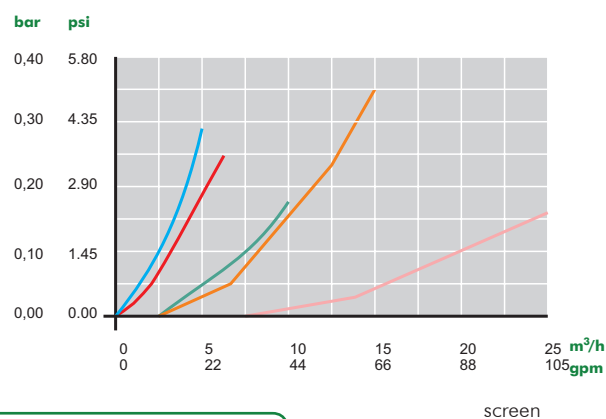
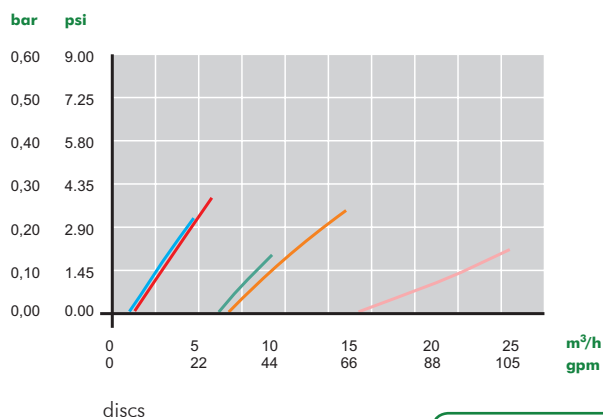
	CODE
CEPEX MANUAL FILTER LF 3/4" B DISCS 130 MICRON - Q 5M3/H	09352
CEPEX MANUAL FILTER LF 1" B DISCS 130 MICRON - Q 6M3/H	09353
CEPEX MANUAL FILTER LF 1 1/4" B DISCS 130M - Q 10M3/H	46546
CEPEX MANUAL FILTER LF 1 1/2" B DISCS 130M - Q 14M3/H	19911
CEPEX MANUAL FILTER LF 2" B DISCS 130 MICRON - Q 25M3/H	46547
CEPEX MANUAL FILTER LF 3" B DISCS 130 MICRON - Q 48M3/H	32363

Standard filtration: 130 micras, on order: 100 and 200 micras.



	Connection	Maximum flow	Filtering surface (disc)	Filtering surface (screen)	Maximum temperature / pressure
CEPEX MANUAL FILTERS LF	3/4"	5 m <sup>3</sup> /h - 22 gpm	180 cm <sup>2</sup> - 28 in <sup>2</sup>	160 cm <sup>2</sup> - 25 in <sup>2</sup>	8 bar/116 psi - 60 °C/140 °F
	1"	6 m <sup>3</sup> /h - 26 gpm	180 cm <sup>2</sup> - 28 in <sup>2</sup>	160 cm <sup>2</sup> - 25 in <sup>2</sup>	8 bar/116 psi - 60 °C/140 °F
	1 1/4"	10 m <sup>3</sup> /h - 44 gpm	300 cm <sup>2</sup> - 47 in <sup>2</sup>	265 cm <sup>2</sup> - 41 in <sup>2</sup>	8 bar/116 psi - 60 °C/140 °F
	1 1/2"	20 m <sup>3</sup> /h - 88 gpm	525 cm <sup>2</sup> - 81 in <sup>2</sup>	485 cm <sup>2</sup> - 75 in <sup>2</sup>	8 bar/116 psi - 60 °C/140 °F
	1 1/2" LARGE	25 m <sup>3</sup> /h - 110 gpm	525 cm <sup>2</sup> - 81 in <sup>2</sup>	485 cm <sup>2</sup> - 75 in <sup>2</sup>	8 bar/116 psi - 60 °C/140 °F

### Pressure loss



# IRRIGATION SYSTEMS

## CEPEX FILTRATION



### MANUAL FILTERS HFL

#### MANUAL FILTERS HFL

	CODE
CEPEX MANUAL FILTER HFL 2 B DISC 130 MICRON 30M3/H	62270
CEPEX MANUAL FILTER HFL 2LARGE B DISC 130M 30M3/H	62272
CEPEX MANUAL FILTER HFL 3 B DISC 130 MICRON 50 M3/H	62274
CEPEX MANUAL FILTER HFL 3LARGE B DISC 130 MICRON 50 M3/H	62276

Standard filtration: 130 micras, on order: 100 and 200 micras.



#### MANUAL FILTERS HFL

	CODE
CEPEX MANUAL FILTER HFL 2 B SCREEN 130 MICRON 30 M3/H	62271
CEPEX MANUAL FILTER HFL 2LARGE B SCREEN 130M 30M3/H	62273
CEPEX MANUAL FILTER HFL 3 B SCREEN 130 MICRON 50M3/H	62275
CEPEX MANUAL FILTER HFL 3LARGE B SCREEN 130 MICRON 50M3/H	62277

Standard filtration: 130 micras, on order: 100 and 200 micras.

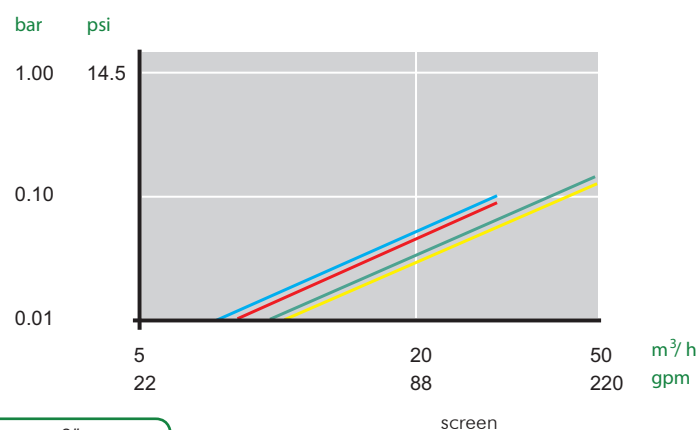
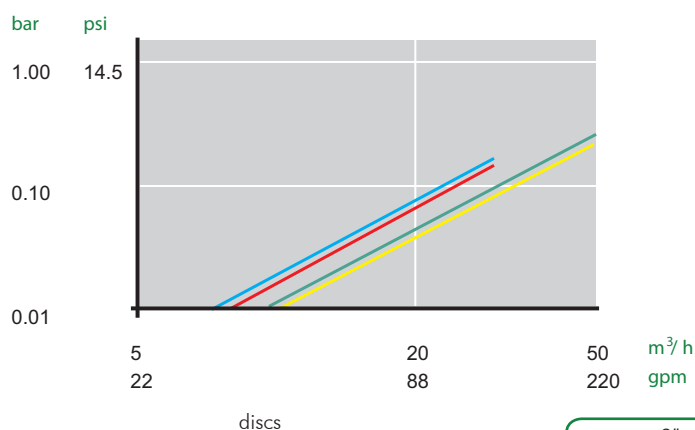
#### TWISTER FILTERS

	CODE
CEPEX TWISTER FILTER HF 2 B DISC 130 MICRON 30 M3/H	20364
CEPEX TWISTER FILTER HF 2LARGE B DISC 130M 30 M3/H	46548
CEPEX TWISTER FILTER HF 3 B DISC 130 MICRON 50 M3/H	57867
CEPEX TWISTER FILTER HF 3LARGE B DISC 130 MICRON 50 M3/H	20365



	Connection	Maximum flow	Filtering surface (disc)	Filtering surface (screen)	Maximum temperature / pressure
CEPEX MANUAL FILTERS HFL	2"	30 m <sup>3</sup> /h - 132 gpm	1.050 cm <sup>2</sup> - 163 in <sup>2</sup>	650 cm <sup>2</sup> - 101 in <sup>2</sup>	8 bar/116 psi - 60 °C/140 °F
	2" LARGE	30 m <sup>3</sup> /h - 132 gpm	1.660 cm <sup>2</sup> - 257 in <sup>2</sup>	960 cm <sup>2</sup> - 149 in <sup>2</sup>	8 bar/116 psi - 60 °C/140 °F
	3"	50 m <sup>3</sup> /h - 220 gpm	1.050 cm <sup>2</sup> - 163 in <sup>2</sup>	650 cm <sup>2</sup> - 101 in <sup>2</sup>	8 bar/116 psi - 60 °C/140 °F
	3" LARGE	50 m <sup>3</sup> /h - 220 gpm	1.660 cm <sup>2</sup> - 257 in <sup>2</sup>	960 cm <sup>2</sup> - 149 in <sup>2</sup>	8 bar/116 psi - 60 °C/140 °F

Standard: 130 microns - 8 bar  
For other options, please ask.



# IRRIGATION SYSTEMS

## CEPEX FILTRATION



### AUTOMATIC TWISTER FILTERS

	CODE
CEPEX AUTOMATIC FILTER 2LARGE VVB 130MICRON 32 M3/H	46555
CEPEX AUTOMATIC FILTER 3 VVB 130 MICRON 64 M3/H	46556



### AUTOMATIC FILTRATION BATTERIES

#### AUTOMATIC FILTRATION BATTERIES 2"

	CODE
CEPEX AUTOMATIC BATTERY 1x2" 100 MICRON 24 M3/H	47150
CEPEX AUTOMATIC BATTERY 1x2" 130 MICRON 24 M3/H	47151
CEPEX AUTOMATIC BATTERY 2x2" 3V 100 MICRON 48 M3/H	47152
CEPEX AUTOMATIC BATTERY 2x2" 3V 130 MICRON 48 M3/H	47153
CEPEX AUTOMATIC BATTERY 2x2" 3F 130 MICRON Q.MAX 48M3/H - FLANGE D90	46720
CEPEX AUTOMATIC BATTERY 3x2" 4F 130 MICRON Q.MAX 72M3/H - FLANGE D110	46721
CEPEX AUTOMATIC BATTERY 4x2" 6F 130 MICRON Q.MAX 96M3/H - FLANGE D160	46722
CEPEX AUTOMATIC BATTERY 5x2" 6F 130 MICRON Q.MAX 120M3/H - FLANGE D160	46723
CEPEX AUTOMATIC BATTERY 6x2" 6F 130 MICRON Q.MAX 144M3/H - FLANGE D160	46724

Standard filtration: 130 micras, on order: 100 and 200, 50, 20 and 5 micras



#### AUTOMATIC FILTRATION BATTERIES 3"

	CODE
CEPEX AUTOMATIC BATTERY 2x3" 4F 130 MICRON Q.MAX 64M3/H - FLANGE D110	46725
CEPEX AUTOMATIC BATTERY 3x3" 4F 130 MICRON Q.MAX 96M3/H - FLANGE D110	46726
CEPEX AUTOMATIC BATTERY 4x3" 6F 130 MICRON Q.MAX 128M3/H - FLANGE D160	46727
CEPEX AUTOMATIC BATTERY 5x3" 6F 130 MICRON Q.MAX 160M3/H - FLANGE D160	46728
CEPEX AUTOMATIC BATTERY 6x3" 6F 130 MICRON Q.MAX 160M3/H - FLANGE D160	46729
CEPEX AUTOMATIC BATTERY 6x3" 8F 130 MICRON Q.MAX 192M3/H - FLANGE D200	46730

Standard filtration: 130 micras, on order: 100 and 200, 50, 20 and 5 micras.



#### AUTOMATIC FILTRATION BATTERIES 4"

	CODE
CEPEX AUTOMATIC BATTERY 4x4" 8F 130 MICRON Q.MAX 192M3/H - FLANGE D200	46731
CEPEX AUTOMATIC BATTERY 5X4" 8F 130 MICRON Q.MAX 240M3/H - FLANGE D200	46732
CEPEX AUTOMATIC BATTERY 6x4" 10F 130 MICRON Q.MAX 288M3/H - FLANGE D200	46733
CEPEX AUTOMATIC BATTERY 7x4" 10F 130 MICRON Q.MAX 336M3/H - FLANGE D250	46734
CEPEX AUTOMATIC BATTERY 8x4" 10F 130 MICRON Q.MAX 384M3/H - FLANGE D250	46735
CEPEX AUTOMATIC BATTERY 9x4" 12F 130 MICRON Q.MAX 432M3/H - FLANGE D315	46736
CEPEX AUTOMATIC BATTERY 10X4" 12F 130 MICRON Q.MAX 480M3/H - FLANGE D315	46737

Standard filtration: 130 micras, on order: 100 and 200, 50, 20 and 5 micras.



# IRRIGATION SYSTEMS

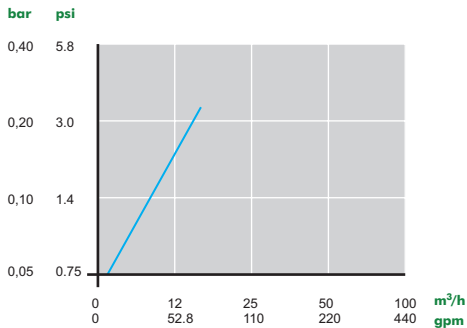
## CEPEX FILTRATION



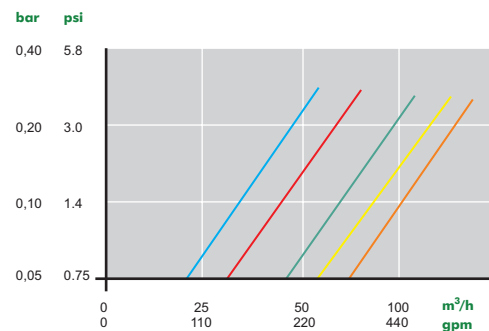
Connection x n° filters	Maximum flow x filter	Minimum backflus- hing pressure	Minimum backflus- hing flow	Filtering surface	Maximum temperature / pressure
2" x 1	20 m³/h - 88 gpm	2,8 bar - 40 psi	2,5 l/s - 39 gpm	1.492 cm² - 231.26 inch²	6 bar/90 psi - 60 °C/140 °F
2" x 2	20 m³/h - 88 gpm	2,8 bar - 40 psi	2,5 l/s - 39 gpm	2.984 cm² - 462.52 inch²	6 bar/90 psi - 60 °C/140 °F
2" x 3	20 m³/h - 88 gpm	2,8 bar - 40 psi	2,5 l/s - 39 gpm	4.476 cm² - 693.78 inch²	6 bar/90 psi - 60 °C/140 °F
2" x 4	20 m³/h - 88 gpm	2,8 bar - 40 psi	2,5 l/s - 39 gpm	5.968 cm² - 925.04 inch²	6 bar/90 psi - 60 °C/140 °F
2" x 5	20 m³/h - 88 gpm	2,8 bar - 40 psi	2,5 l/s - 39 gpm	7.460 cm² - 1156.3 inch²	6 bar/90 psi - 60 °C/140 °F
2" x 6	20 m³/h - 88 gpm	2,8 bar - 40 psi	2,5 l/s - 39 gpm	8.952 cm² - 1387.56 inch²	6 bar/90 psi - 60 °C/140 °F
3" x 2	32 m³/h - 139 gpm	2,8 bar - 40 psi	2,5 l/s - 39 gpm	2.984 cm² - 462.52 inch²	6 bar/90 psi - 60 °C/140 °F
3" x 3	32 m³/h - 139 gpm	2,8 bar - 40 psi	2,5 l/s - 39 gpm	4.476 cm² - 693.78 inch²	6 bar/90 psi - 60 °C/140 °F
3" x 4	32 m³/h - 139 gpm	2,8 bar - 40 psi	2,5 l/s - 39 gpm	5.968 cm² - 925.04 inch²	6 bar/90 psi - 60 °C/140 °F
3" x 5	32 m³/h - 139 gpm	2,8 bar - 40 psi	2,5 l/s - 39 gpm	7.460 cm² - 1156.3 inch²	6 bar/90 psi - 60 °C/140 °F
3" x 6	32 m³/h - 139 gpm	2,8 bar - 40 psi	2,5 l/s - 39 gpm	8.952 cm² - 1387.56 inch²	6 bar/90 psi - 60 °C/140 °F
4" x 4	63 m³/h - 279 gpm	2,8 bar - 40 psi	5 l/s - 78 gpm	11.936 cm² - 1850.08 inch²	6 bar/90 psi - 60 °C/140 °F
4" x 5	63 m³/h - 279 gpm	2,8 bar - 40 psi	5 l/s - 78 gpm	14.920 cm² - 2312.6 inch²	6 bar/90 psi - 60 °C/140 °F
4" x 6	63 m³/h - 279 gpm	2,8 bar - 40 psi	5 l/s - 78 gpm	17.904 cm² - 2775.12 inch²	6 bar/90 psi - 60 °C/140 °F
4" x 7	63 m³/h - 279 gpm	2,8 bar - 40 psi	5 l/s - 78 gpm	20.888 cm² - 3237.64 inch²	6 bar/90 psi - 60 °C/140 °F
4" x 8	63 m³/h - 279 gpm	2,8 bar - 40 psi	5 l/s - 78 gpm	23.872 cm² - 3700.16 inch²	6 bar/90 psi - 60 °C/140 °F
4" x 9	63 m³/h - 279 gpm	2,8 bar - 40 psi	5 l/s - 78 gpm	26.856 cm² - 4162.68 inch²	6 bar/90 psi - 60 °C/140 °F
4" x 10	63 m³/h - 279 gpm	2,8 bar - 40 psi	5 l/s - 78 gpm	29.840 cm² - 4625.2 inch²	6 bar/90 psi - 60 °C/140 °F

Standard: 130 microns - 6 bar  
For other options, please ask.

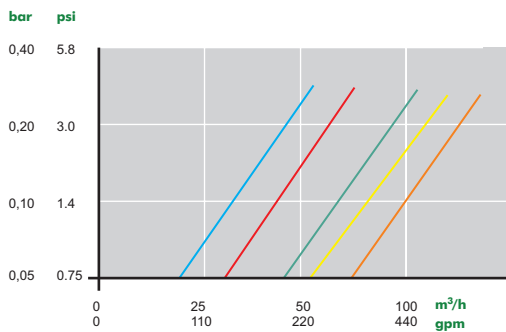
### Pressure loss



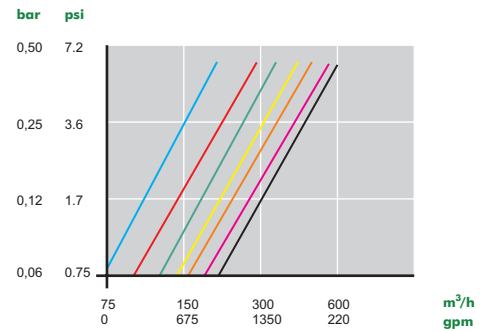
2" x 1 - 130 micron



2" x 2, 2" x 3, 2" x 4, 2" x 5, 2" x 6



3" x 2, 3" x 3, 3" x 4, 3" x 5, 3" x 6

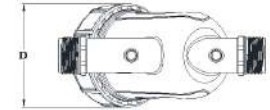
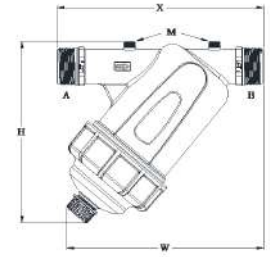


4" x 4, 4" x 5, 4" x 6, 4" x 7, 4" x 8, 4" x 9, 4" x 10

# IRRIGATION SYSTEMS

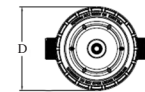
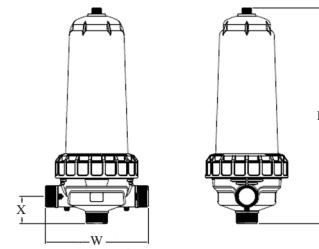
## CEPEX<sup>®</sup> MANUAL FILTERS LF

	H		W		X		D	
	mm	in	mm	in	mm	in	mm	in
<b>3/4"</b>	173	7	185	7	158	6	83	3
<b>1"</b>	173	7	190	7	168	7	133	5
<b>1 1/4"</b>	202	8	231	9	231	9	133	5
<b>1 1/2"</b>	202	8	231	9	231	9	115	5
<b>2"</b>	248	10	270	11	267	11	144	6



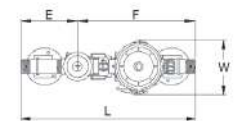
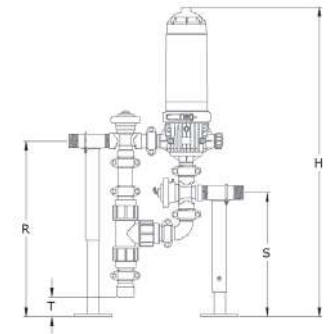
## MANUAL FILTERS HFL

	H		W		X		D	
	mm	in	mm	in	mm	in	mm	in
<b>2"</b>	445	17.5	286	11.2	75	3.0	231	9.1
<b>2" LARGE</b>	595	23.4	286	11.2	75	3.0	231	9.1
<b>3"</b>	495	19.5	336	13.2	110	4.3	231	9.1
<b>3" LARGE</b>	645	25.4	336	13.2	110	4.3	231	9.1

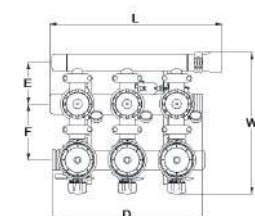
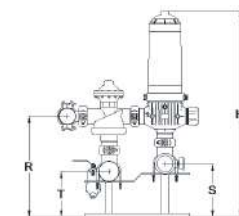


## AUTOMATIC FILTERS

	F		E		L		W		R		T		S		S	
	mm	in	mm	in	mm	in	mm	in	mm	in	mm	in	mm	in	mm	in
<b>1 X 2"</b>	572	23	270	11	842	33	262	10	894	35	151	12	644	25	1483	58



	F	E	D	L	W	R	T	S	H
<b>2 X 2"</b>	272	204	575	698	700	491	257	272	1080
<b>3 X 2"</b>	272	204	830	945	700	511	267	281	1100
<b>4 X 2"</b>	272	204	1065	1220	700	561	292	307	1150
<b>5 X 2"</b>	272	204	1420	1542	700	561	292	307	1150
<b>6 X 2"</b>	272	204	1695	1817	700	561	292	307	1150
<b>2 X 3"</b>	311	230	644	714	785	573	267	309	1162
<b>3 X 3"</b>	311	230	829	956	785	573	267	309	1162
<b>4 X 3"</b>	311	230	1065	1220	785	623	292	334	1212
<b>5 X 3"</b>	311	230	1419	1553	785	623	292	334	1212
<b>6 X 3"</b>	311	230	1694	1828	785	623	292	334	1212
<b>6 X 3"</b>	311	230	1694	1848	785	633	320	355	1257

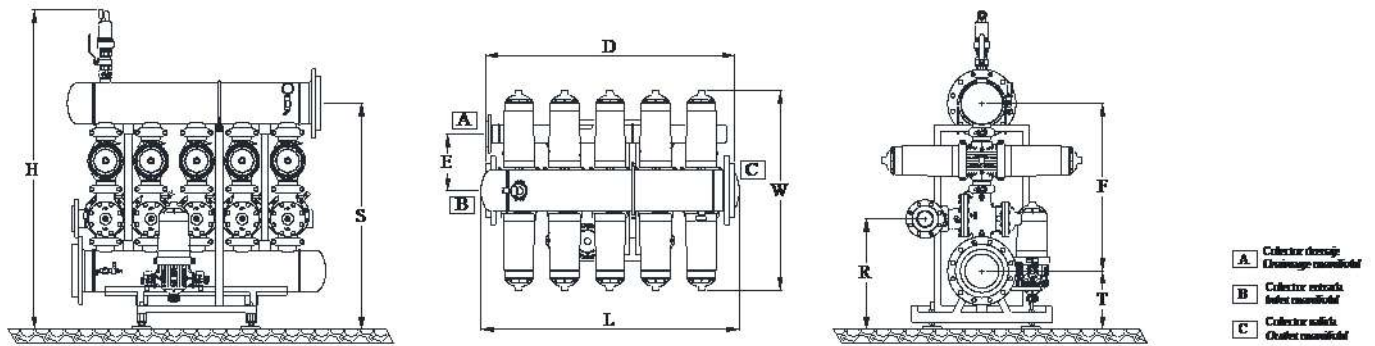


# IRRIGATION SYSTEMS



	L		H		T		R		D		S	
	mm	in	mm	in	mm	in	mm	in	mm	in	mm	in
<b>4 x 4"</b>	1305	51	1785	70	645	25	320	12	1195	47	1248	49
<b>5 x 4"</b>	1580	62	1785	70	645	25	320	12	1470	58	1248	49
<b>6 x 4"</b>	1870	73	1890	74	700	27	350	13	1779	70	1328	52
<b>7 x 4"</b>	2145	84	1890	74	700	27	350	13	2054	81	1328	52
<b>8 x 4"</b>	2420	95	1890	74	700	27	350	13	2329	91	1328	52
<b>9 x 4"</b>	2700	106	2025	79	773	30	390	15	2612	102	1433	56
<b>10 x 4"</b>	3110	122	2025	79	773	30	390	15	3024	119	1433	56

W = 1200 mm (47")    E = 277 mm (11")



# IRRIGATION SYSTEMS

## CEPEX FILTRATION



### CONTROLLERS

	CODE
CEPEX BACKFLUSHING CONTROLLER 09T01 220V 1 OUTLET	58389
CEPEX BACKFLUSHING CONTROLLER 09T02 220V 2 OUTLET	58390
CEPEX BACKFLUSHING CONTROLLER 09T03 220V 3 OUTLET	58391
CEPEX BACKFLUSHING CONTROLLER 09T01 12V LATCH 1 OUTLET	58392
CEPEX BACKFLUSHING CONTROLLER 09T02 12V LATCH 2 OUTLET	58393
CEPEX BACKFLUSHING CONTROLLER 09T03 12V LATCH 3 OUTLET	58394
CEPEX BACKFLUSHING CONTROLLER 09T04 12V LATCH 4 OUTLET	58395
CEPEX BACKFLUSHING CONTROLLER 09T05 12V LATCH 5 OUTLET	58396
CEPEX BACKFLUSHING CONTROLLER 09T06 12V LATCH 6 OUTLET	58397
CEPEX BACKFLUSHING CONTROLLER 09T07 12V LATCH 7 OUTLET	58398
CEPEX BACKFLUSHING CONTROLLER 09T08 12V LATCH 8 OUTLET	58399
CEPEX BACKFLUSHING CONTROLLER 09T09 12V LATCH 9 OUTLET	58400
CEPEX BACKFLUSHING CONTROLLER 12T11 12V LATCH 10 OUTLET	46750
CEPEX BACKFLUSHING CONTROLLER 12T12 12V LATCH 11 OUTLET	46751
CEPEX BACKFLUSHING CONTROLLER 12T12 12V LATCH 12 OUTLET	46752



### CORRESPONDENCE BETWEEN AUTOMATIC FILTRATION BATTERIES AND CONTROLLERS

OUTLETS	Filters			Controllers	
	Filters 2"	Filters 3"	Filters 4"	220 VAC	12V LATCH
1	47150			58389	58392
	47151				
2	47152	46725		58390	58393
	47153				
	46720				
3	46721	46726		58391	58394
4	46722	46727	46731		58395
5	46723	46728	46732		58396
6	46724	46729	46733		58397
		46730			
7			46734		58398
8			46735		58399
9			46736		58400
10			46737		46750
11					46751
12					46752

### Description:

The filtration battery controller is made by one only structure with all the necessary elements for an autonomal working of the filtration system.

There is a wide range of control units with voltage AC and DC, which allow an automatation of the different filtering stations or filtration systems.

### Complementary information

The control unit incorporate the necessary components to transform the filtration system into a different system completely autonome and automatic:

- Controller: it save all the information, process it and starts the backwashing process of the filters when it is needed.
- Differential pressure gauge: all the control units incorporate a pressure gauge working by pressure difference, it allows the direct reading of the pressure difference in the in-out of the system and the differnce value fixed to start the backwashing process.
- Solenoids: these are controlled by the controller, they send the hydraulic signal for changing to the 3 way valve, sequentially, it means station by station, for the starting of the backwashing process.
- Hydraulic control, connection fittings: it is used for the hydraulic connection of the Control Unit with the Filtration system. All the endings of the micropipes in the control unit are well identified and jointed into a group to make easy and fast the connection with the correspondences in the filtration system.



**а т е к**  
ч и с т ы е т е х н о л о г и и